

Dual HDD 12Gbps Trayless Backplane

User Manual

Main Features

- 1 x 3.5" Form Factor Size for 2 x 2.5" HDD or SSD
- Support 2 x 2.5" HDD/SSD upto 9.5mm Height
- Material: Aluminum Body & Plastic Bezel
- Color: Black
- Trayless Design
- Mechanical Lock Design
- Hot Swap, Plug and Play.
- HDD LED Indication for Power & HDD Accessing
- For the Use on Desktop, Server Case, Rack Mount Chassis...etc.
- Dim: 145.7(L) x 101.5(W) x 25.4(H)mm
- Weight: 0.23 kg

Special Features: High Speed Transfer Rate


- Interface: Support SATA-I, II, III & SAS I, II, III
- Transfer Rate: Upto 12Gbps
- Connector: 7pin SATA Connector x 2 & 15pin Power Connector x 1

Optional: 6Gbps Version, Supporting SATA I, II, III & SAS I, II

Picture A




Front Panel



Picture B

Back Panel



Picture C

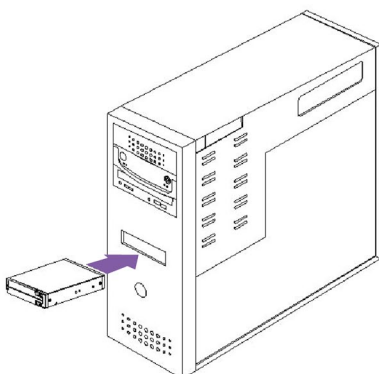
- ① HDD 0 LED---HDD accessing: Green Blinking
- ② Power LED --- Power on: Green:
- ③ HDD 1 LED---HDD accessing: Green Blinking
- ④ & ⑤ plastic bezel
- ⑥ & ⑧ Mechanical lock
- ⑦ Press PUSH button to open the front bezel

- ① SATA 15pin power connector
- ② SATA 7pin data connector for HDD 0
- ③ SATA 7pin data connector for HDD 1

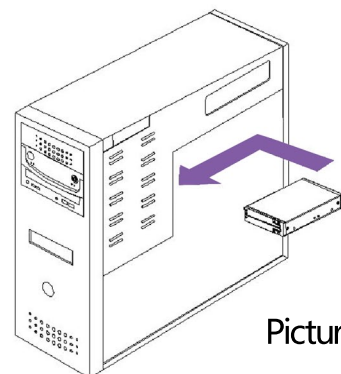
Installation

There are two ways to mount the on the device:

- Picture D-1) Mounting on the floppy drive bay
- Picture D-2) Mounting inside the case



Picture D-1



Picture D-2